








| Key Features   | MER-SAPM2   | MER-SAPM53  | 4800  | 4800E   | MER-4500  | 4500E   | 4840-42   |
|--|---|---|---|---|---|---|---|
| Product Image  |  |  |  |  |  |  |  |
| Includes mattress, cover, and pump   | ✓   | ✓   | ✓   | ✓   | ✓   | ✓   | ✓   |
| Two modes of therapy - static or alternating   | ✓   | ✓   | ✓   | ✓   | ✓   | ✓   | ✓   |
| CPR quick deflate at head of mattress  | ✓   | ✓   | ✓   | ✓   | ✓   | ✓   | ✓   |
| Quilted Nylon zipper cover is low shear, fluid-resistant and vapor permeable   | ✓   | ✓   | ✓   | ✓   | ✓   | ✓   | ✓   |
| Pillow function maintains the air in cells at the head for patient comfort   | ✓   | ✓   | ✓   | ✓   |   |   | ✓   |
| Air cells can be easily removed and replaced   | ✓   | ✓   |   |   |   |   |   |
| Quick disconnect cells for fast replacement  |   |   | ✓   | ✓   | ✓   | ✓   | ✓   |
| 20 rows of 8" cells  |   |   | ✓   | ✓   |   |   |   |
| 20 rows of vented/non-vented 5" air cells / 3" foam base to prevent bottom out during power outages                    |   |   |   |   | ✓   | ✓   |   |
| 20 rows of vented/non-vented 10" air cells, 9 with laser holes for air flow and speed recovery                         |   |   |   |   |   |   | ✓   |
| 17 rows of 8" cells  | ✓   |   |   |   |   |   |   |
| 17 rows of vented/non-vented 5" air cells / 3" foam base to prevent bottom out during power outages                    |   | ✓   |   |   |   |   |   |
| 8-liter-per-minute pump in an easy-to-use design   | ✓   | ✓   | ✓   |   | ✓   |   |   |
| 12-liter-per-minute pump in an easy-to-use design  |   |   |   | ✓   |   | ✓   | ✓   |
| Variable Pressure setting for maximum comfort  | ✓   | ✓   | ✓   | ✓   | ✓   | ✓   | ✓   |
| Five Pressure settings for simple set-up   |   |   |   |   |   |   | ✓   |
| Designed for patients up to 325 lbs  |   |   |   |   | ✓   |   |   |
| Designed for patients up to 350 lbs  | ✓   | ✓   | ✓   |   |   |   |   |
| Designed for patients up to 425 lbs  |   |   |   |   |   | ✓   |   |
| Designed for patients up to 450 lbs  |   |   |   | ✓   |   |   |   |
| Designed for patients up to 800 lbs  |   |   |   |   |   |   | ✓   |
| 8" Alternating pressure mattress with low air loss   | ✓   |   | ✓   | ✓   |   |   |   |
| Stay-Flat cell-on-cell design provides air base prevents "bottoming out" and up to 24 hours of power outage protection |   |   |   |   |   |   | ✓   |
| Made with Nylon/PVC  | ✓   | ✓   |   |   |   |   |   |
| Made with Nylon/Polyurethane for increased durability and reliability  |   |   | ✓   | ✓   | ✓   | ✓   | ✓   |
| One year warranty on mattress and pump   | ✓   | ✓   |   |   |   |   |   |
| Two year warranty on mattress and pump   |   |   | ✓   | ✓   | ✓   | ✓   | ✓   |
| HCPCS Code: E0277  | ✓   | ✓   | ✓   | ✓   | ✓   | ✓   | ✓   |